

FAUST-STK: A SET OF LINEAR AND NONLINEAR PHYSICAL MODELS FOR THE FAUST PROGRAMMING LANGUAGE

Romain Michon,*

CIEREC, EA 3068

Université Jean Monnet

F-42023, Saint-Etienne, France

rmichon@ccrma.stanford.edu

Julius O. Smith,

Center for Computer Research in Music and Acoustics.

(CCRMA) Stanford University

Palo Alto, CA 94305, USA

jos@ccrma.stanford.edu

ABSTRACT

The *FAUST Synthesis ToolKit* is a set of virtual musical instruments written in the FAUST programming language and based on waveguide algorithms and on modal synthesis. Most of them were inspired by instruments implemented in the *Synthesis ToolKit* (STK) and the program *SynthBuilder*.

Our attention has partly been focused on the pedagogical aspect of the implemented objects. Indeed, we tried to make the FAUST code of each object as optimized and as expressive as possible.

Some of the instruments in the FAUST-STK use nonlinear all-pass filters to create interesting and new behaviors. Also, a few of them were modified in order to use gesture data to control the performance. A demonstration of this kind of use is done in the *Pure Data* program.

Finally, the results of some performance tests of the generated C++ code are presented.

1. INTRODUCTION

The *FAUST Synthesis ToolKit*¹ is set of virtual musical instruments programmed in the FAUST² programming language. Most of them are based on physical models inspired from the algorithms implemented in the *Synthesis ToolKit* (STK)³ [1] and the program *SynthBuilder* [2].

The STK has been developed since 1996 by P. R. Cook and G. P. Scavone. It is a set of open source audio signal processing and algorithmic synthesis classes written in the C++ programming language that can be used in the development of music synthesis and audio processing software.

SynthBuilder was a program developed at Stanford's CCRMA⁴ in the nineties to implement sound synthesis based on physical models of musical instruments. Most of its algorithms use the waveguide synthesis technique but some of them are also based on modal synthesis [3].

An important part of our work consisted of improving and simplifying the models from these two sources in order to make them

more efficient thanks to the FAUST semantic. All FAUST code in the FAUST-STK is commented, including frequent references to external bibliographical elements. Finally, many of the algorithms from the STK and *SynthBuilder* were upgraded with nonlinear all-pass filters [4].

First, we discuss the different models of musical instruments implemented in the FAUST-STK, noting problems encountered and how they were resolved. Finally, we'll present performance measurements for the generated C++ code.

2. WAVEGUIDE MODELS

Waveguide synthesis of string and wind instruments was introduced during the 1980s [5, 6, 3]. It can be viewed as a generalization of either the Kelley-Lochbaum vocal-tract model [7, 8] or Karplus-Strong "digitar" algorithm [9, 3]. Waveguide synthesis makes it possible to model any kind of string, bore, or vibrating structures with a network of delay lines and filters. Waveguide instruments are very suitable for implementation in the FAUST language because of their 1D "stream like" architecture.

We now give a brief overview of the FAUST-STK waveguide instruments.

2.1. Wind Instruments

The algorithms used in the FAUST-STK are almost all based on instruments implemented in the *Synthesis ToolKit* and the program *SynthBuilder*. However, it is important to observe that some of them were slightly modified in order to adapt them to the FAUST semantic.

An attempt was made to use functions already defined in the default FAUST libraries to build our models. However, new support functions were written as needed in order to be able to use parameters from the STK classes and the *SynthBuilder* patches verbatim, without transformation or embedding within more general functions. The added functions were placed in a file called `faust-stk/instrument.lib`.

All the wind instruments implemented in the FAUST-STK are based on a similar architecture. Indeed, in most cases, the breath pressure that corresponds to the amplitude of the excitation is controlled by an envelope. The excitation is used to feed one or several waveguides that implement the body of the instrument. For example, in the case of a clarinet, the excitation corresponds to the reed that vibrates in the mouthpiece, and the body of the instrument is the bore and the bell. In Figure 1, it is possible to see the block diagram of one of the two clarinet models that are implemented in the

* CCRMA visiting researcher from Saint Étienne University, France. Work carried out in the frame of the ASTREE Project (ANR-08-CORD-003).

¹`<faust-distribution>/examples/faust-stk/`

²Functional Audio Stream is programming language that proposes an abstract, purely functional approach to signal processing. It has been developed at Lyon's GRAME (Groupe de recherche en Acoustique et en Musique Electronique) since 2002: <http://faust.grame.fr/>.

³<https://ccrma.stanford.edu/software/stk/>

⁴Center for Computer Research in Music and Acoustics

FAUST-STK. In that case, an ADSR⁵ envelope that is embedded in the *breathPressure* box controls the breath pressure.

The other clarinet implemented in the FAUST-STK is a bit more complex as it has a tone hole model that makes it possible to change the pitch of the note being played in a more natural way. Indeed, in the algorithm shown in Figure 1 and as in most of the basic waveguide models, the pitch is modulated by changing the length of the loop delay line which would correspond in “the real world” to changing dynamically the size of the clarinet’s bore during the performance, as if it were a trombone.

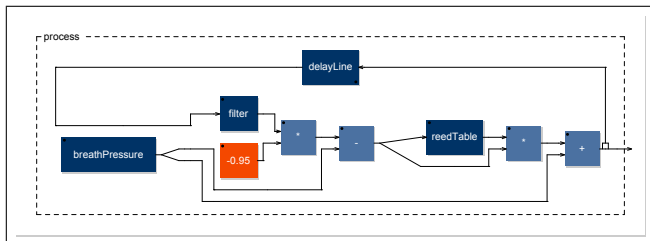


Figure 1: *clarinet.dsp* algorithm drawn by FAUST using *faust2svg*.

The reed table employed with the two clarinets to excite the model was also used to create a very simple saxophone model that is even more comparable to a violin whose strings are excited by a reed.

Two models of flute are implemented in the FAUST-STK. The first one is based on the algorithm used in the *Synthesis ToolKit* that is a simplified version of [10]. The other model is showed in Figure 2. It uses two loops instead of one.

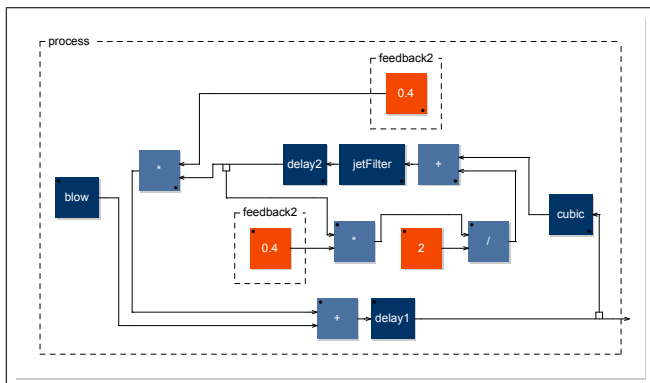


Figure 2: *flute.dsp* algorithm drawn by FAUST using *faust2svg*.

A simple model of a brass instrument inspired from a class of the *Synthesis ToolKit* and with a mouthpiece based on the model described in [11] is implemented in the FAUST-STK. It can be used to emulate a wide range of instrument such as a french horn, a trumpet or even a trombone. Its algorithm can be seen in Figure 3.

⁵Attack - Decay - Sustain - Release.

Finally, a tuned bottle in which it is possible to blow through the neck to make sound is also implemented in the FAUST-STK.

2.2. String Instruments

Some waveguide synthesis algorithms for plucked strings have previously been implemented in FAUST [12], and elements of these ports appear in the libraries *filter.lib* and *effect.lib* within the FAUST distribution. Going beyond these, the FAUST-STK includes models of stringed instruments from the STK such as a Sitar, bowed-string instrument, and *SynthBuilder* patches (running on a NeXT Computer) for an acoustic bass, piano, and harp-sichord. Most of these models were furthermore extended with the new nonlinear allpass for spectral enrichment [4]. Further discussion regarding the nonlinear allpass and synthesis of keyboard instruments is given below in §3 and §6, respectively.

2.3. Percussion Instruments

Four objects in the FAUST-STK use the banded waveguide synthesis technique (described in [13]) to model the following percussion instruments:

- an iron plaque;
- a wooden plaque;
- a glass harmonica;
- a tibetan bowl.

Each of them can be excited with a bow or a hammer.

3. USING NONLINEAR PASSIVE ALLPASS FILTER WITH WAVEGUIDE MODELS

Some of the instruments implemented in the FAUST-STK are using nonlinear passive allpass filters in order to generate nice natural and unnatural sound effects [4]. Nonlinear allpass filters can add interesting timbral evolution when inserted in waveguide synthesis/effects algorithms. The nonlinearities are generated by dynamically modulating the filter coefficients at every sample by some function of the input signal. For the instruments that use this kind of filter in the FAUST-STK, the user can decide whether the coefficients are modulated by the input signal or by a sine wave. In both cases, a “nonlinearity factor” parameter scales the range of the modulation of the filter coefficients. This parameter can be controlled by an envelope in order to make the modulated behavior more natural.

We adjust the length of the delay line of the instruments that use nonlinear allpass filters in function of the nonlinearity factor and of the order of the filter as follows:

$$DL = (SR/F) - FO \times NF \tag{1}$$

where DL is the delay length in samples, SR is the sampling rate, F is the pitch frequency, FO is the filter order and NF the nonlinearity factor (value between 0 and 1).

The nonlinear allpass filter can be placed anywhere in the waveguide loop, for example just before the feedback as showed in Figure 4.

Finally, it is interesting to mention that we were able to implement a frequency modulation synthesizer in the FAUST-STK by using this kind of filter on a sine wave signal. A related result is reported in [14].

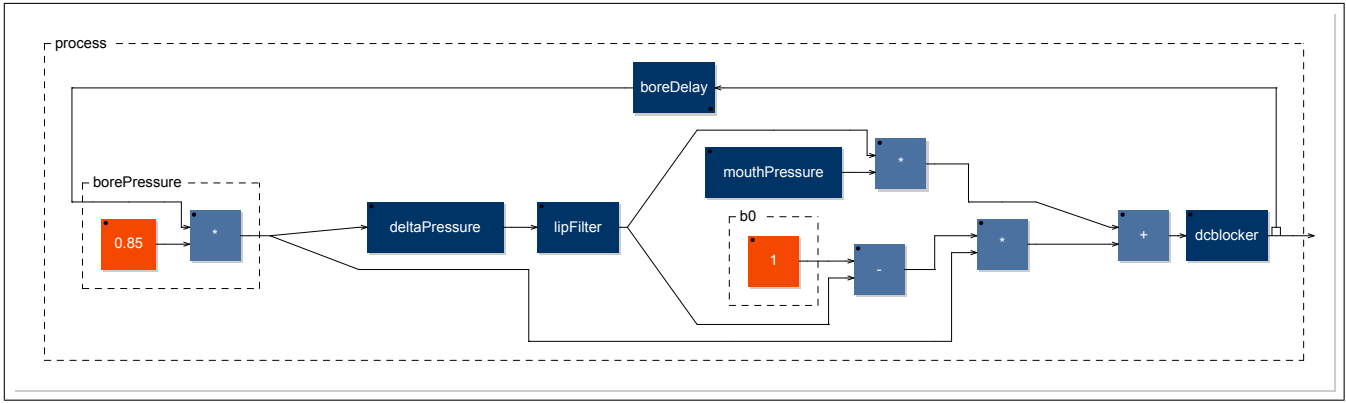


Figure 3: *brass.dsp* algorithm drawn by FAUST using *faust2svg*.

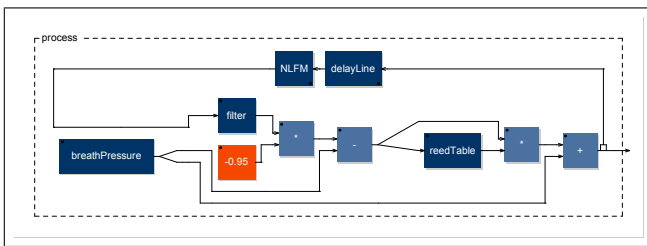


Figure 4: Modified version of *clarinet.dsp* (Cf. figure 1) that uses a nonlinear allpass filter in its feedback loop.

4. MODAL MODELS

A set of instruments using modal synthesis can be found in the FAUST-STK. They are all implemented in the same code as they are based on the same algorithm.

Modal synthesis was developed primarily by J-M. Adrien in the 1980s [15] and is very similar to the banded-waveguide technique (§2.3), as it consists of exciting a filter-bank with an impulse (Figure 5). The source-filter approach to sound synthesis has long been used for voice synthesis [16].

Implementing modal synthesis with FAUST was a bit challenging, as it requires handling a large number of parameters and an excitation signal stored in a wave file. The first problem was solved by using the foreign-function primitive in FAUST which allows using a C++ function within FAUST code. The different values were stored in an array of floats used in a function that takes an index as an argument and that returns the corresponding number.

To solve the other problem of importing a wavetable from a sound file in a FAUST object, we first tried to use the `libsndfile` library developed by E. de Castro Lopo [17] that makes it possible to easily handle wave files in C++. Unfortunately, it appears that this solution was not compatible with all the FAUST architectures. Based on this observation and the fact that the wave tables used in the STK had a maximal size of 1024 samples, we decided to use the same technique as the one previously explained. Indeed, the raw data were extracted from the wave file to be put in an array of floats that can be used in a C++ function to return the values with

an index. This C++ function can then be called in FAUST using the foreign-function mechanism to fill a buffer with the `rdtable` primitive.

5. VOICE SYNTHESIS

A very simple voice synthesizer based on the algorithm from the *Synthesis ToolKit* is implemented in the FAUST-STK. It uses a lowpass-filtered impulse-train to excite a bank of 4 bandpass filters that shape the voice formants. The formant parameters are stored in a C++ function in the same way described in §4 as a set of center frequencies, amplitudes, and bandwidths. This function is then called in the FAUST code using the foreign function primitive. The thirty-two phonemes stored in this function are the same as in the *Synthesis ToolKit*.

6. KEYBOARDS

A *SynthBuilder* patch implementing a commuted piano [18] was written in the late 1990s at Stanford's CCRMA. This patch was partly ported in 2006 by Stephen Sinclair at McGill University in the *Synthesis ToolKit* [19]. A big part of his work consisted of extracting parameter-values from the *SynthBuilder* patch and storing them in a set of C++ functions. We reused them to build our FAUST commuted piano version by using the *foreign function* mechanism as described in §4.

In this piano model, the keyboard is split into two parts, each using a different algorithm: The tones below *E6* use the commuted waveguide synthesis technique [3] while tones above or equal to *E6* use modal synthesis (a series of biquad filters) to generate the sound (Figure 6).

A commuted harpsichord has also been implemented in the FAUST-STK. It was inspired by another *SynthBuilder* patch that uses a very similar algorithm to the one described above.

The current FAUST versions of the commuted piano and harpsichord are not polyphonic. However, the *faust2pd* program developed by Albert Gräf [20] makes it possible to automatically produce *Pure Data* patches that implement polyphonic synthesizers that use FAUST generated Pd plug-ins. They can then be controlled via MIDI or OSC directly in Pure Data.

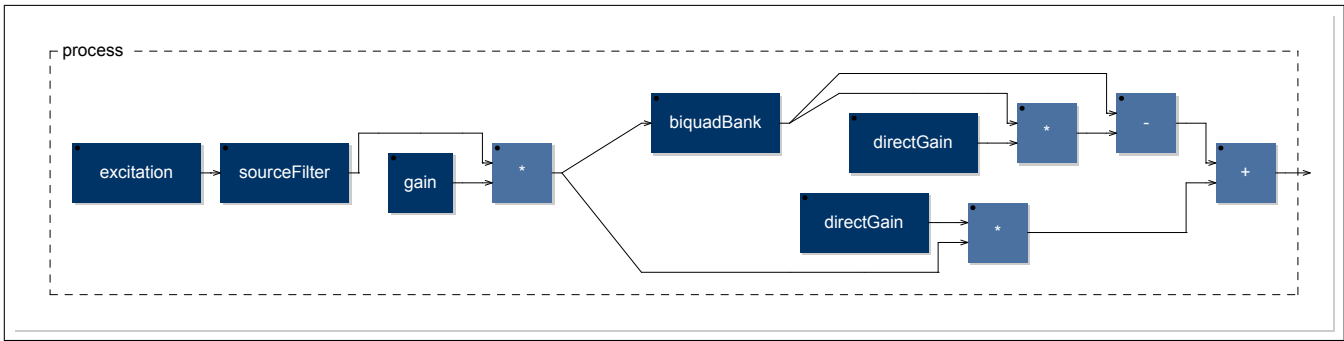


Figure 5: *modalBar.dsp* algorithm drawn by FAUST using *faust2svg*.

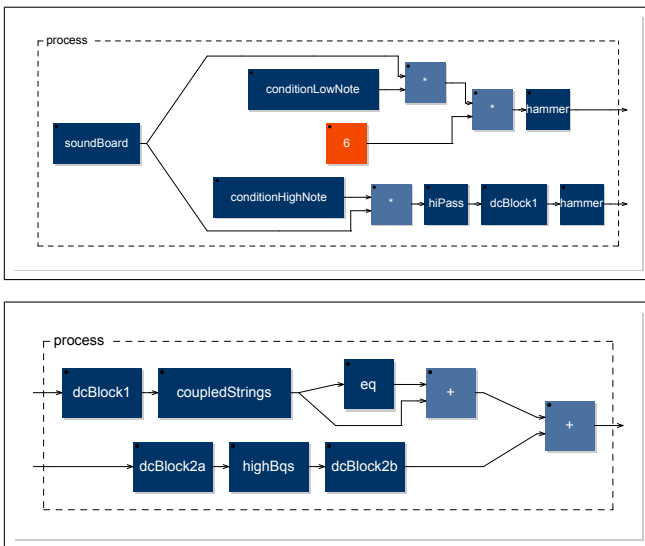


Figure 6: *Commuted piano* algorithm drawn by FAUST using *faust2svg*. The upper figure is the beginning of the model and the lower figure the end.

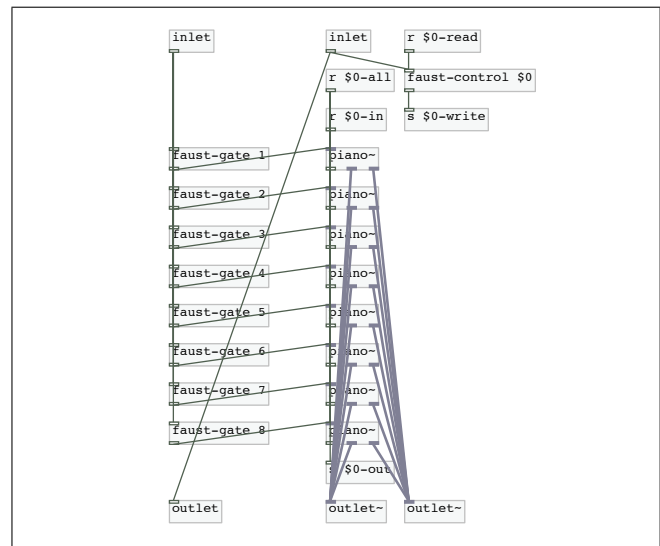


Figure 7: Synthesis part of the *Pure Data* polyphonic sub-patch generated with *faust2pd* from "*piano.dsp*". In the current case, a height voices polyphony synthesizer is implemented so *piano~.dsp* is called *height times*.

7. USING A FAUST-STK PHYSICAL MODEL WITH GESTURE-FOLLOWING DATA

Parameter values are very important when dealing with physical modeling. Indeed, even if in most cases it is possible to produce nice sounds with static values for each parameter, the sound quality can be improved a lot by using dynamic values that can describe better the state of the model as a function of the note and the amplitude being played.

E. Maestre worked during his PhD on modeling the instrumental gesture for the violin [21] at the MTG.⁶ With his help, it was possible to modify the algorithm of the bowed instrument from the *STK* in order to make it compatible with gesture data. The following changes were performed on the model:

- the *ADSR* used to control the bow velocity was removed;

⁶Music Technology Group, University Pompeu Fabra, Barcelona (Spain).

- a “force” parameter that controls the slope of the bow table was added;
- a switch was added at the output of the bow table;
- we created a four-string violin where it is possible to modify the value of the parameters of each string independently;
- the simple body filter was replaced by a bank of biquad filters that impart a violin body response on the generated sound;
- an improved reflection filter also based on a bank of biquads is used.

The FAUST code was used to create a *Pure Data* plug-in. The gesture data for each physical parameter (note frequencies, bow position, bow velocity, bow force, and number of the string to be used) of the violin model were placed in separated text files that can be used in a *Pd* patch. In the example shown in Figure 8, the

values are changed every 4.167 milliseconds. The gesture dataset used plays a traditional Spanish song called Muiñeira.

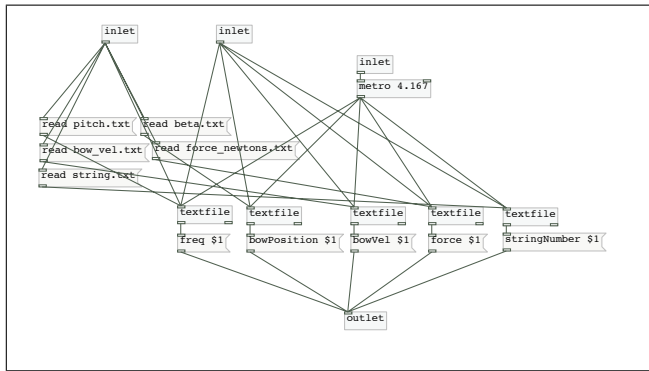


Figure 8: Pure Data sub-patch used to send the gesture data for Muiñeira in the FAUST generated plug-in.

8. OPTIMIZATION AND PERFORMANCE

8.1. File size

Digital signal processing algorithms can be expressed very compactly in FAUST. The reduction in code size over C++ or even matlab implementations is most of the time very significant. Thereby, we tried to make the FAUST-STK algorithms as concise and readable as possible.

It is difficult to compare the STK C++ and FAUST source, because most of the physical models in the *Synthesis ToolKit* were implemented using several functions spread-out among different files. Moreover, these functions may contain information not related to the algorithm itself.

We nevertheless carried out a source-size comparison as a rough guide, and the results are given in Table 1 (last page). We took into account, in both FAUST and C++, the implementation of the algorithm itself, and the code concerning parameter-handling. While the precision of the comparison is open to debate, we see clearly that the FAUST code is generally more compact than the C++.

8.2. CPU load

The FAUST compiler optimizes the efficiency of its generated C++ code. Thus, we tried to compare for some models the CPU load between Pure Data plug-ins created using the *stk2pd*⁷ program with Pd plug-ins generated by FAUST using the Pure Data architecture file.

In both cases, Pd plug-ins were compiled in 32 bits and the signal processing is scalar. Tests were carried out on a MacBook Pro with the following configuration:

- processor: 2.2 GHz Intel Core 2 Duo;
- RAM: 2GBytes DDR2.

Results of this comparison can be seen in Table 2.

⁷*stk2pd* is a program that was developed at Stanford’s CCRMA by M. Gurevich and C. Chafe. It converts any C++ code from the *STK* into a plug-in for Pure Data [22].

FAUST file name	STK	FAUST	Difference
blowBottle.dsp	3.23	2.49	22.91
blowHole.dsp	2.70	1.75	35.19
bowed.dsp	2.78	2.28	17.99
brass.dsp	10.15	2.01	80.20
clarinet.dsp	2.26	1.19	47.35
flutestk.dsp	2.16	1.13	47.69
saxophony.dsp	2.38	1.47	38.24
sitar.dsp	1.59	1.11	30.19
tibetanBowl.dsp	5.74	2.87	50

Table 2: Comparison of the performance of Pure Data plug-ins using the STK C++ code with their FAUST generated equivalent. Values in the “STK” and “FAUST” columns are CPU loads in percents. The “difference” column give the gain of efficiency in percents.

As the original STK C++ code is already very well written and optimized, this comparison shows how efficient the FAUST compiler is at generating highly optimized C++ codes.

9. CONCLUSIONS

Even if the primary goal of the FAUST-STK is the use of its physical models in a musical manner, it was also built to be a pedagogical tool. Indeed, because of its transparency and efficiency, the FAUST programming language is particularly suitable for teaching digital audio signal processing. Therefore, a clean and well commented FAUST program is arguably the best way to document the implemented instruments, especially in view of the automatic block-diagram facility. FAUST also has the advantage of being committed to a stable computational specification, unlike C++ in which the meanings of “long” and “short” may change over time, for example, or even across computing platforms.

With its continually growing user community, FAUST is becoming a high quality tool for the implementation of audio digital signal processing algorithms. The number of filters, effects and sound synthesizers available in FAUST is constantly increasing. The combined forces of JACK⁸ and FAUST recently upgraded by the possibility to control the generated programs with the OSC⁹ communication standard constitute a high efficiency work platform whose limits are only constrained by one’s imagination.

10. REFERENCES

- [1] P. Cook, “The Synthesis ToolKit (STK),” in *Proceedings of the International Computer Music Conference (ICMC)*, Beijing, China, Oct., 1999, pp. 299–304.
- [2] D. Jaffe, N. Porcaro, G. Scandalis, J. Smith, and T. Stilson, “SynthBuilder: a graphical real-time synthesis, processing and performance system,” in *Proceedings of the International Computer Music Conference (ICMC)*, Banff, Canada, 1995, pp. 61–64.

⁸JACK Audio Connection Kit: <http://jackaudio.org>.

⁹Open Sound Control (OSC) is a content format for messaging among computers, sound synthesizers and other multimedia devices.

FAUST file name	C++ code #declarations	FAUST code #declarations	Size gain for #lines	C++ code #lines	FAUST code no. lines	Size gain for #lines
blowBottle.dsp	74	30	59.5%	237	54	77.2%
blowHole.dsp	131	66	49.6%	373	104	72.1%
bowed.dsp	92	45	51.1%	274	69	74.8%
brass.dsp	90	36	60%	272	63	76.8%
clarinet.dsp	78	35	55.1%	255	60	76.5%
flutestk.dsp	109	43	60.6%	309	70	77.3%
modalBar.dsp *	63	37	42.3%	217	78	64%
saxophony.dsp	98	42	57.1%	308	69	77.6%
sitar.dsp	57	25	56.1%	193	42	78.2%
bars *	164	35	78.7%	396	70	82.3%
voiceForm.dsp *	121	65	46.3%	325	109	66.5%
piano.dsp *	292	158	45.9%	750	246	67.2%

Table 1: Comparison of the code size of the STK object's C++ code with the FAUST code from FAUST-STK. The number of declarations was calculated in both cases by counting the number of semicolons in the code. In the case of the instruments where the file name is followed by the * sign, parameters data-bases were not taken into account.

- [3] Julius O. Smith III, *Physical Audio Signal Processing*, <https://ccrma.stanford.edu/~jos/pasp/>, Dec. 2010, online book.
- [4] Julius Smith and Romain Michon, "Nonlinear allpass ladder filters in FAUST," in *Proc. 14th Int. Conf. on Digital Audio Effects (DAFx-11)*, Paris, France, September 19–23, 2011.
- [5] J. Smith, "Efficient simulation of the reed-bore and bow-string mechanisms," in *Proceedings of the International Computer Music Conference (ICMC)*, The Hague, Holland, 1986, pp. 275–280.
- [6] J. Smith, "Physical modeling using digital waveguides," *Computer Music Journal*, vol. 16, no. 4, pp. 74–91, 1992.
- [7] J. L. Kelly and C. C. Lochbaum, "Speech synthesis," *Proc. Fourth Int. Congress on Acoustics, Copenhagen*, pp. 1–4, September 1962, Paper G42.
- [8] J. D. Markel and A. H. Gray, *Linear Prediction of Speech*, Springer Verlag, New York, USA, 1976.
- [9] K. Karplus and A. Strong, "Digital synthesis of plucked string and drum timbres," *Computer Music Journal*, vol. 7, no. 2, pp. 43–55, 1983.
- [10] M-P. Verge, *Aeroacoustics of Confined Jets with Applications to the Physical Modeling of Recorder-Like Instruments*, Ph.D. thesis, Eindhoven University, 1995.
- [11] X. Rodet, "One and two mass model oscillations for voice and instruments," in *Proceedings of the International Computer Music Conference (ICMC)*, Banff, Canada, 1995, pp. 207–214.
- [12] Julius O. Smith III, "Virtual electric guitars and effects using Faust and Octave," in *Proc. 6th Int. Linux Audio Conf. (LAC2008)*, <http://lac.linuxaudio.org/>, 2008, Paper and supporting website: http://ccrma.stanford.edu/realsimple/-faust_strings/, presentation overheads: <http://ccrma.stanford.edu/~jos/pdf/-LAC2008-jos.pdf>.
- [13] G. Essl and P. Cook, "Banded waveguides: Towards physical modeling of bowed bar percussion instruments," in *Proceedings of the International Computer Music Conference (ICMC)*, Beijing, China, Oct., 1999, pp. 321–324.
- [14] Julius O. Smith III and Perry R. Cook, "The second-order digital waveguide oscillator," in *Proc. 1992 Int. Computer Music Conf., San Jose*, 1992, pp. 150–153, Computer Music Association, <http://ccrma.stanford.edu/~jos/wgo/>.
- [15] J-M. Adrien, *Representations of Musical Signals*, chapter The missing link: Modal Synthesis, pp. 269–297, G. DePoli, A. Piccilli, and C. Roads Eds. MIT Press, Cambridge, MA, 1991.
- [16] J. L. Flanagan, "Voices of men and machines," *J. Acoust. Soc. of America*, vol. 51, pp. 1375–1387, Mar. 1972.
- [17] E. Castro Lopo (de), "libsndfile," Available at <http://www.mega-nerd.com/libsndfile/>, accessed March 01, 2011.
- [18] J. Smith and S. Van Duyne, "Commutated piano synthesis," in *Proceedings of the International Computer Music Conference (ICMC)*, Banff, Canada, 1995, pp. 319–326.
- [19] S. Sinclair, "Implementing the SynthBuilder piano in STK," Tech. Rep., McGill University, Canada, 2006.
- [20] A. Gräf, "faust2pd: Pd Patch Generator for Faust," Available at <http://docs.pure-lang.googlecode.com/hg/faust2pd.html>, accessed March 01, 2011.
- [21] E. Maestre-Gomez, *Modeling Instrumental Gesture: An Analysis/Synthesis Framework for Violin Bowing*, Ph.D. thesis, University Pompeu Fabra, 2009.
- [22] M. Gurevich and C. Chafe, "stk2pd," Available at <https://ccrma.stanford.edu/wiki/stk2pd>, accessed March 01, 2011.